

MiroDot Deckle Planner Presentation Slide

By MicroDot Softwares

www.microdotsoftwares.com



www.microdotsoftwares.com

Login Screen



MicroDot Login Dialog Box

	<p>User Name: ADMIN</p> <p>Password: <input type="password"/></p>
<p>✓ Ok ✗ Cancel</p>	

MICRODOT SOFTWARES



- ▼
- CMF
- CST
- DKL
- DSP
- PLN
- PRD
- SQR
- UGR
- USR

Product : MicroDot Deckle Planner 4.1 [Microdot Framework 5.7]

Database : Deckle Planner



www.microdotssoftwares.com

Company Master Stock Adjustment

Customer Master

Deckle Master

Despatch Entry

Planning Entry

Product Master

Sales Order Entry



MICRODOT SOFTWARES

Main Screen of MicroDot Deckle Planner





- ▼
- CMF
- CST
- DKL
- DSP
- PLN
- PRC
- SQR
- UGR
- USR

Product : MicroDot Deckle Planner 4.1 [Microdot Framework 5.7]

Database : Deckle Planner



www.microdotsoftwares.com

- Company Master
- Stock Adjustment

- Customer Master

- Deckle Master

- Despatch Entry

- Planning Entry

- Product Master

- Sales Order Entry

Deckle Master

DECKLE 238 CM

Deckle Name:	DECKLE 238 CM	Code:	D238CM
Unit:	CM	Min Width:	200.00
Width:	238.00	Min Cut:	2
Cut No:	3	Skip Quantity:	0.01
Min Quantity:	0.10		
Max Waste%:	35.00		
Extra Remark:			

In Deckle Master, you can specify the Deckle Details for Calculation

Deckle





- Product : MicroDot Deckle Planner 4.1 [Microdot Framework 5.7]
- Database : Deckle Planner
- Company Master
- Stock Adjustment
- Customer Master
- Deckle Master
- Despatch Entry
- Planning Entry
- Product Master
- Sales Order Entry



www.microdotsoftwares.com

Product Entry

24/128 95 CM

Product Name:	24/128 95 CM	Alias:	24/128-95CM
BF:	24	GSM:	128
Type:		Width:	95.00
Unit:	CM	Standard:	<input type="checkbox"/> Standard Size ?
Rate:	0.00		
Extra Remark:			

In Product Master, you can create the products / sizes with all parameters like BF, GSM, Type etc.

Product





- ▼
- CMP
- GST
- DKL
- DSP
- PLN
- PRD
- SCR
- UGR
- USR

Product : MicroDot Deckle Planner 4.1 [Microdot Framework 5.7]

Database : Deckle Planner



www.microdotssoftwares.com

Company Master Stock Adjustment

Customer Master

Deckle Master

Despatch Entry

Planning Entry

Product Master

Sales Order Entry

Company Master

Company Name: SAMPLE COMPANY

Main Address: ADDRESS LINE 1

Sub Address:

Location: MUMBAI

Telephone:

Person: PERSON NAME

Email: person@sample.com

Bcc Mail:

Business: KRAFT PAPER MANUFACTURER

Logo: ICONS\EARTH.ICO

Extra Remark:

Alias: SAMPLE

Fax:

Mobile: 9876543210

Cc Mail:

Web Site: www.sample.com

In Company Master, you can specify contact details and other information of your company

Company Other





Product : MicroDot Deckle Planner 4.1 [Microdot Framework 5.7]

Database : Deckle Planner

www.microdotssoftwares.com

- ▼
- CMP
- CST
- DKL
- DSP
- PLN
- PRD
- SCR
- UGR
- USR

Company Master
Stock Adjustment

Customer Master

Deckle Master

Despatch Entry

Planning Entry

Product Master

Sales Order Entry

Customer Master

Reliance Industries Ltd.

Customer Name:	Reliance Industries Ltd.	Alias:	RIL
Group:	INDUSTRIES		
Main Address:	Maker Chaber IV,		
Sub Address:			
Location:	Nariman Point		
Telephone:	022-22785000	Fax:	91-22-22785111
Person:		Mobile:	
Email:	investor_relations@ril.com	Cc Mail:	
Bcc Mail:		Web Site:	www.ril.com
Business:			
Extra Remark:			

In Customer Master, you can specify contact details and other information of your clients

Customer Other





Product : MicroDot Deckle Planner 4.1 [Microdot Framework 5.7]



Database : Deckle Planner

www.microdotssoftwares.com

- ▼
- CMP
- CST
- DKL
- DSP
- PLN
- PRD
- SCR
- UGR
- USR

Company Master
Stock Adjustment

Customer Master

Deckle Master

Despatch Entry

Planning Entry

Product Master

Sales Order Entry

Sales Order Entry



0001/11-12

Order No: 0001/11-12
Enquiry No: ENQ001
Quotation No: OTN001
Customer Name: Reliance Industries Ltd.
Remark: SAMPLE ORDER
Document: DOCS\FEATURES.DOC
Extra Remark:

Order Date: 01/04/2011
Enquiry Date: 01/04/2011
Quotation Date: 01/04/2011



You can mention all the sales order information in this entry, which will than be used in planning

SorEntry Items





- ▼
- CMP
- CST
- DKL
- DSP
- PLN
- PRD
- SCR
- UGR
- USR

→ Planning Entry



0001/11-12

Planning No: 0001/11-12

Reference No: REF001

Deckle: DECKLE 245 CM

Remark: SAMPLE PLANNING

Document:

Extra Remark:

Planning Date: 01/04/2011 12:0

Reference Date: 01/04/2011 12:0



For making any calculations on sizes, you have to create this planning entry and specify the details.

Planning Items Collection Result Data

Document



- ▼
- CMP
- CST
- DKL
- DSP
- PLN
- PRD
- SCR
- UGR
- USR

Planning Entry



0001/11-12



Color	Size	Customer Name	SO No	SO Date	Product Name	Stand	BF	GSM	Type	Group	Width	Unit	Order Qty	Balance (Stock)	Qty	Plan Qty
		Reliance Industr	0001/11-12	01/04/2011	24/128 100 CM	<input checked="" type="checkbox"/>	24	128		0	100.00	CM	5.00	5.00	0.00	5.00
		Reliance Industries	0001/11-12	01/04/2011	24/128 71 CM	<input checked="" type="checkbox"/>	24	128		0	71.00	CM	1.00	1.00	0.00	1.00
		Reliance Industries	0001/11-12	01/04/2011	24/128 85 CM	<input checked="" type="checkbox"/>	24	128		0	85.00	CM	5.00	5.00	0.00	5.00



In this page, you have to add the items from sales order (or product master) to make calculation.



- CMP
- CST
- DKL
- DSP
- PLN
- PRD
- SCR
- UGR
- USR

Planning Entry



0001/11-12



List of Collections:

Show Resu	Coln Name	Coln No	Coln Date	Unit	Deckle Wid	Min Width	Cut	NMin	CMin	Q Skip	Qty Max	Was Set	Nos	Loop Level	Top Most	Bal
→ Result	Full Size	1	01/04/2011	CM	245.00	170.00	3	2	0.10	0.01	35.00	0	ALL	ALL	ANY	
→ Result	Half Size	2	01/04/2011	CM	245.00	230.00	3	2	0.10	0.01	35.00	0	ALL	ALL	ANY	



In collection, you have to specify various condition parameters based on which calculation is done.

Items in Collection:

Color	Size	Customer Name	SO No	SO Date	Product Name	BF	GSM	Type	Group	Width	Unit	Quantity	Standard	Bf Adj	Gsm /
		Reliance Industries Ltd.	0001/11-12	01/04/2011	24/128 100 CM	24	128		0	100.00	CM	5.00	F		
		Reliance Industries Ltd.	0001/11-12	01/04/2011	24/128 71 CM	24	128		0	71.00	CM	1.00	F		
		Reliance Industries Ltd.	0001/11-12	01/04/2011	24/128 85 CM	24	128		0	85.00	CM	5.00	F		



This shows the items which are selected in particular collection (conditional parameters) above.

← Press this button to start the calculation.



- ▼
- CMP
- CST
- DKL
- DSP
- PLN
- PRD
- SCR
- UGR
- USR

→ Planning Entry



0001/11-12



List of Results:

ColorGradeView	Show Dal Coln	Result	No	BF	GSM	Type Group	Req Qty	Used Qty	Prod Qty	Waste Qty	Waste'	Bal Qty	Steps	Tot It	Comp	IB
▶	→ Data	1 Result1	1	24	128		0	11.00	9.58	8.39	1.19	14.18	2.61	2	3	21
	→ Data	1 Result2	2	24	128		0	11.00	7.86	6.60	1.26	19.09	4.40	2	3	21
	→ Data	1 Result3	3	24	128		0	11.00	13.32	10.99	2.33	21.20	0.01	3	3	30
	→ Data	1 Result4	4	24	128		0	11.00	7.27	5.99	1.28	21.37	5.01	2	3	12
	→ Data	1 Result5	5	24	128		0	11.00	12.27	9.66	2.61	27.02	1.34	2	3	21
	→ Data	1 Result6	6	24	128		0	11.00	14.14	11.02	3.12	28.31	-0.02	3	3	30
	→ Data	1 Result7	7	24	128		0	11.00	13.98	10.85	3.13	28.85	0.15	2	3	21
	→ Data	1 Result8	8	24	128		0	11.00	13.39	10.24	3.15	30.76	0.76	2	3	12



After making the calculation, program shows various result sets generated based on conditions applied

Balance Items in Result:

Size	Customer Name	SO No	SO Date	Product Name	BF	GSM	Type Group	Width	Unit	Quantity	Standard	Bf Adj	Gsm	AcTyp
▶	Reliance Industries Ltd,	0001/11-12	01/04/2011	24/128 85 CM	24	128		0	85.00	CM	2.60	F		



This shows the items which are not matched in selected result set based on applied conditions

You can replan the un-matched items above in any other planning with this button

You can Run/Execute the Result by clicking this button



- ▼
- CMP
- CST
- DKL
- DSP
- PLN
- PRD
- SCR
- UGR
- USR

Planning Entry



0001/11-12



List of Data Steps for Combination:

ColorGrade	Sz1	Sz2	Sz3	Coln	BF	GSM	Type	Group	Step	Cut	Width	Waste	Size1	Size2	Size3	Qty1	Qty2	Qty3	Actual Qty	Prod Qty	Wa
	Don	Don		1	24	128		0	1	2	200.00	45.00	100.00	100.00	0.00	2.50	2.50	0.00	6.13	5.00	13
			Don	1	24	128		0	2	3	241.00	4.00	85.00	85.00	71.00	1.20	1.20	1.00	3.45	3.39	06

↑

This shows the actual combination of items and all related information for making production

Items in Data Step:

Size	Customer Name	SO No	SO Date	Product Name	BF	GSM	Type	Group	Width	Unit	Quantity	Standard	Bf	Adj	Gsm	Ac	Typ
	Reliance Industries Ltd,	0001/11-12	01/04/2011	24/128 100 CM	24	128		0	100.00	CM	5.00	F					

↑

This shows order / product information of items that are used in the selected combination above

Done

Document

- Planning
- Items
- Collection
- Result
- Data



- Product : MicroDot Deckle Planner 4.1 [Microdot Framework 5.7]
- Database : Deckle Planner
- CMP
- CST
- DKL
- DSP
- PLN
- PRD
- SCR
- UGR
- USR
- Company Master
- Stock Adjustment
- Customer Master
- Deckle Master
- Despatch Entry
- Planning Entry
- Product Master
- Sales Order Entry



www.microdotssoftwares.com

Despatch Entry

0001/11-12

Despatch No:	0001/11-12	Despatch Date:	01/04/2011
Reference No:	0001	Reference Date:	01/04/2011
Customer Name:	Reliance Industries Ltd.		
Remark:			
Document:			
Extra Detail:			
Despatched?	<input type="checkbox"/> Item Despatched ?		

Despatch Items Despatch



After production based on calculated planning, you can despatch the items to the customer by specifying despatch details in this entry



Product : MicroDot Deckle Planner 4.1 [Microdot Framework 5.7]
Database : Deckle Planner



- Company Master
- Stock Adjustment
- Customer Master
- Deckle Master
- Despatch Entry
- Planning Entry
- Product Master
- Sales Order Entry

Report Selection

- Normal Reports
 - Order
 - Sales Order Details
 - Customer Order Details
 - Item Order Details
 - Planning
 - Collection Item Details
 - Collection Result Details
 - Result Data Details
 - Result Balance Details
 - Item Planning Details
 - Despatch
 - Despatch Order Details
 - Customer Despatch Details
 - Item Despatch Details
 - Stock
 - Item Stock Details

Expand Collapse Done

dotsoftwares.com



In software, you will get various printing reports based on the entries made. You can also convert the report into various formats like pdf, doc, xls, html, jpg etc.





- CMF
- CST
- DKL
- DSP
- PLN
- PRD
- SCR
- UGR
- USR



MICRODOT SOFTWARES Result Data Details

Planning No.: 0001/11-12, Date: 01/04/2011

Collection No.: 1, Name: Full Size, Deckle: DECKLE 245 CM, Unit: CM

Result No.: 1, Result Name: Result1, BF: 24, GSM: 128, Width: 170-245, Cuts: 2-3

No	Width	Waste	Act Qty	Prd Qty	Wst Qty	Wst %	Set Qty	Remark	Size	Qty	Customer
1	200	45	6.13	5	1.13	22.60			100	2.50	Reliance Industries
									100	2.50	Reliance Industries
2	241	4	3.45	3.39	0.06	1.77			85	1.20	Reliance Industries
									85	1.20	Reliance Industries
									71	1	Reliance Industries

Result Summary: Req=11, Usd=9.58, Prd=8.39, Wst=1.19, Ws%=14.18, Bal=2.61, Tot=3, Cmp=2, Bal=1



In this report, you will get the planning combinations of items based on which you have to make production

Print Preview

Navigation icons: back, forward, search, zoom (100%), print, refresh.





- CMF
- CST
- DKL
- DSP
- PLN
- PRD
- SCR
- UGR
- USR



MICRODOT SOFTWARES Item Stock Details

No.	Item Name	BF	GSM	Type	Width	Unit	Prodn Qty	Stock Qty	Std
1	24/128 100 CM	24	128		100	CM	0	0	
2	24/128 56 CM	24	128		56	CM	0	0	
3	24/128 68 CM	24	128		68	CM	0	0	
4	24/128 71 CM	24	128		71	CM	0	0	
5	24/128 85 CM	24	128		85	CM	0	0	
6	24/128 95 CM	24	128		95	CM	0	0	
Total Records: 6									



This is the Stock Statement Report, which shows you the stock details of all items

Print Preview

Navigation icons: back, forward, search, zoom (100%), refresh, print.





Product : MicroDot Deckle Planner 4.1 [Microdot Framework 5.7]

Database : Deckle Planner




dotsoftwares.com

- CMF
- CST
- DKL
- DSP
- PLN
- PRD
- SCR
- UGR
- USR

- Company Master
- Stock Adjustmen t
- Customer Master
- Deckle Master
- Despatch Entry
- Planning Entry
- Product Master
- Sales Order Entry

Grid Reports

- Grid Reports
 - Reports
 - Deckle Master Details
 - Product Master Details
 - Customer Master Details
 - Order Entry Details
 - Order Item Details
 - Planning Entry Details
 - Planning Item Details
 - Despatch Entry Details
 - Despatch Item Details



In the software, you also have various grid reports for generating MIS and other reporting

Expand Collapse Done





- CMF
- CST
- DKL
- DSP
- PLN
- PRD
- SCR
- UGR
- USR

Book2 - Microsoft Excel

Home Insert Page Layout Formulas Data Review View

Clipboard Font Alignment Number Styles Cells Editing

General Conditional Formatting Insert Delete Format Sort & Find & Filter Select

Format as Table Cell Styles

A1 Sales Order Items

	A	B	C	D	E	F	G	H	I	J	K	L	M	
1	Sales Order Items													
2														
3	Customer Name	Order No	Order Dat	Product Name	Standar	BF	GSM	Type	Width	Unit	Quantity	Rate	Amount	Rem
4	Bharat Electronics Ltd.	0002/11-12	4/1/2011	24/128 56 CM	FALSE	24	128		56	CM	3	0	0	
5	Bharat Electronics Ltd.	0002/11-12	4/1/2011	24/128 68 CM	FALSE	24	128		68	CM	3	0	0	
6	Bharat Electronics Ltd.	0002/11-12	4/1/2011	24/128 71 CM	FALSE	24	128		71	CM	3	0	0	
7	Bharat Electronics Ltd.	0002/11-12	4/1/2011	24/128 95 CM	FALSE	24	128		95	CM	3	0	0	
8	Reliance Industries Ltd.	0001/11-12	4/1/2011	24/128 100 CM	FALSE	24	128		100	CM	5	0	0	
9	Reliance Industries Ltd.	0001/11-12	4/1/2011	24/128 71 CM	FALSE	24	128		71	CM	1	0	0	
10	Reliance Industries Ltd.	0001/11-12	4/1/2011	24/128 85 CM	FALSE	24	128		85	CM	5	0	0	
11											17		0	
12														
13														
14														
15														
16														
17														
18														
19														
20														
21														
22														
23														
24														
25														
26														
27														
28														
29														
30														
31														

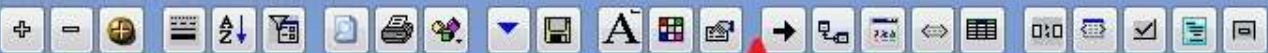



You can convert your grid report with various options like font, heading, column size, ordering, filter etc.



- CMF
- CST
- DKL
- DSP
- PLN
- PRD
- SQR
- UGR
- USR

SorItems File Detail



You can sort, filter, print, convert, save and also make summary calculation as per your choice

Order No	Order Date	Product Name	Stand...	BF	GSM	Type	Width	Unit	Quantity	Rate	Amount	Remark	Plan
- Customer Name : Bharat Electronics Ltd.													
0002/11-12	4/1/2011	24/128 56 CM	<input type="checkbox"/>	24	128		56 CM		3	0	0		
0002/11-12	4/1/2011	24/128 68 CM	<input type="checkbox"/>	24	128		68 CM		3	0	0		
0002/11-12	4/1/2011	24/128 71 CM	<input type="checkbox"/>	24	128		71 CM		3	0	0		
0002/11-12	4/1/2011	24/128 95 CM	<input type="checkbox"/>	24	128		95 CM		3	0	0		
										12.00	0.00		
- Customer Name : Reliance Industries Ltd.													
0001/11-12	4/1/2011	24/128 100 CM	<input type="checkbox"/>	24	128		100 CM		5	0	0		
0001/11-12	4/1/2011	24/128 71 CM	<input type="checkbox"/>	24	128		71 CM		1	0	0		
0001/11-12	4/1/2011	24/128 85 CM	<input type="checkbox"/>	24	128		85 CM		5	0	0		
										11.00	0.00		

MICRO DOT

MicroDot Framework 5.7



You can also generate MIS group report based on any column grouped with various other options

7										23.00	0.00		
---	--	--	--	--	--	--	--	--	--	-------	------	--	--

Open

Done



- CMF
- CST
- DKL
- DSP
- PLN
- PRD
- SQR
- UGR
- USR

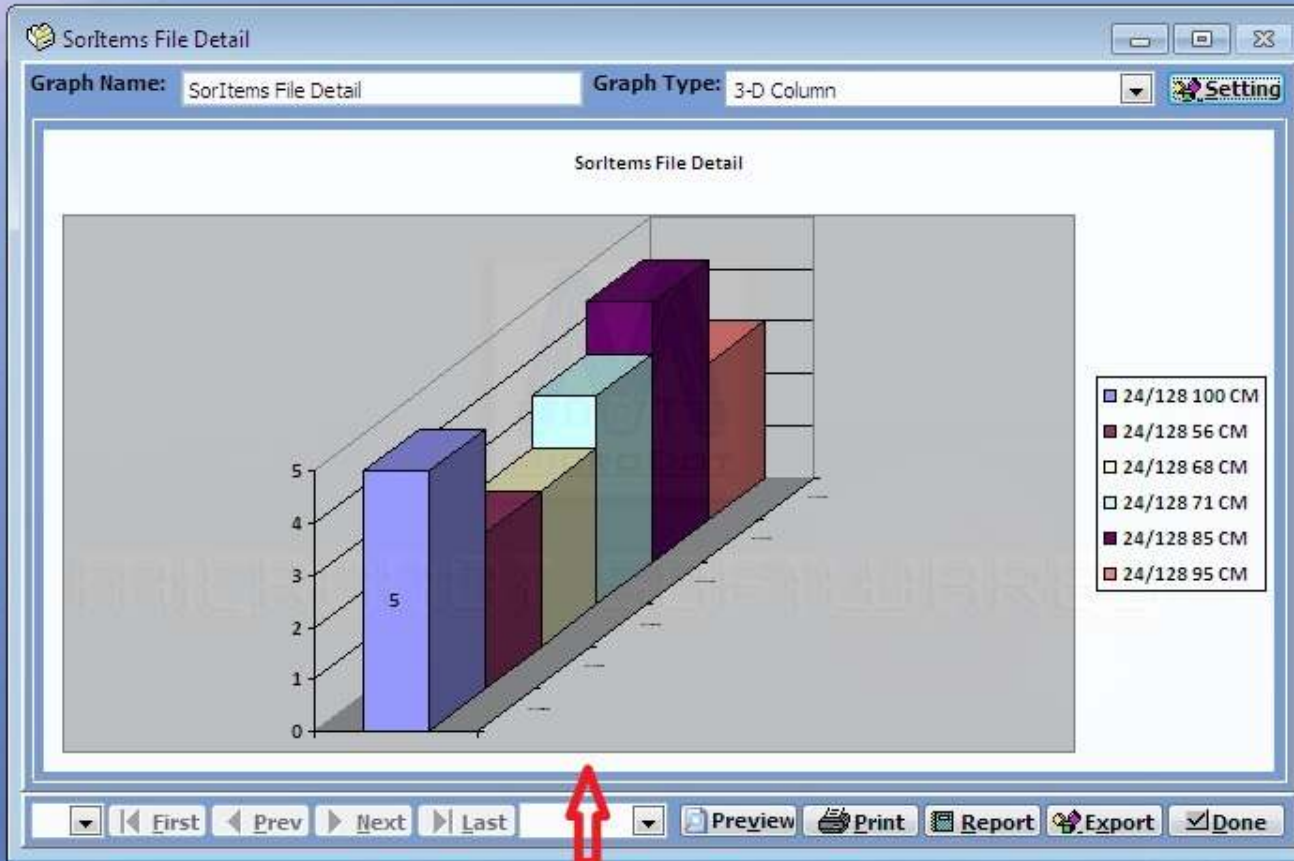
Product : MicroDot Deckle Planner 4.1 [Microdot Framework 5.7]

Database : Deckle Planner



www.microdotssoftwares.com

- Company Master
- Stock Adjustment
- Customer Master
- Deckle Master
- Despatch Entry
- Planning Entry
- Product Master
- Sales Order Entry



You can also generate graphical presentation of data with various types like column, bar, pie etc.





otsoftwares.com

Product : MicroDot Deckle Planner 4.1 [Microdot Framework 5.7]

Database : Deckle Planner

- CMF
- CST
- DKL
- DSP
- PLN
- PRD
- SCR
- UGR
- USR

- Company Master
- Stock Adjustment
- Customer Master
- Deckle Master
- Despatch Entry
- Planning Entry
- Product Master
- Sales Order Entry

User Authorization Form

Menu Bar Access

- File
 - Page Setup...
 - Printer Setup...
 - Lock Screen
 - Re-Login
 - Exit
- Master
 - Admin Master
 - User Master
 - Add Record
 - Edit Record
 - Delete Record
 - Group Master
 - Add Record
 - Edit Record
 - Delete Record
 - General Master
 - Deckle Master
 - Add Record
 - Edit Record
 - Delete Record
 - Product Master
 - Add Record
 - Edit Record

Expand Collapse Check UnCheck Print Cancel Done

In multi-user environment, you can specify access to each modules and options to all users.